

PROBLEMS INVOLVED IN UNDERSTANDING ORDERS OF NUCLEOPHILIC REACTIVITY

Calvin D. Ritchie

Department of Chemistry, State University of New York at Buffalo,
Buffalo, New York 14214, USA

Abstract - The N_+ relationship has been found to have considerable generality for the correlation of rate constants of electrophile-nucleophile combination reactions. There are, however, some serious deviations from the relationship, particularly for thiolate anions and for azide ion reactions. Data for a large number of reactions show an absence of selectivity-reactivity relationships and a general absence of observable coulombic effects. Detailed examination of the data by the use of the N_+ relationship reveals some examples of apparent steric effects on reactivity which, in the case of secondary amines, cause deviations of up to ca. 1 log unit. The deviant behavior of thiolate and azide ions do not appear to be rationalizable by any of the current theories of nucleophilic reactivity.

INTRODUCTION

A major, perhaps predominant, proportion of the important reactions of Organic Chemistry involve nucleophilic addition or substitution steps. Thus, the problem of understanding nucleophilic reactivity is one of the central foci of Physical-Organic Chemistry and has a rather long history. Important early work on this problem includes J. O. Edwards' recognition of the influence of both basicity and polarizability (1) and A. J. Parker's demonstration of the sometimes overwhelming importance of solvent effects (2). By the late 1960's there appeared to be a general consensus (3) that quantitative correlations of nucleophilic reactivities were unlikely to exist.

In our opinion, one of the major stumbling blocks in much of the early work was the failure to distinguish mechanistic types of nucleophilic reactions. Following this belief, we have concentrated our efforts toward the study of reactions in which an electrophile-nucleophile combination step is rate-determining. The simplest example of such reactions is a cation-anion combination such as the reaction of tropylium ion with cyanide ion. The large majority of amine reactions with cations, nucleophilic aromatic substitution reactions in protic solvents, nucleophilic substitution reactions of very reactive esters, and Michael reactions, are other examples.

From extensive data on such reactions, obtained principally in our laboratories, those of W. P. Jencks, and those of J. L. Kice, we have shown (4) that rate constants can be correlated by the simple N_+ equation:

$$\text{Log } k = \text{Log } k_0 + N_+ \quad (1)$$

in which $\text{Log } k_0$ is a parameter characteristic of the electrophile and N_+ is a parameter characteristic of the nucleophile. In words, the equation states that the relative reactivities of electrophiles are independent of nucleophile and those of nucleophiles are independent of electrophile. There is an obvious implication of the absence of specific interactions between electrophile and nucleophile at the transition states for these reactions.

We have also shown that Eq. 1 applies to the addition step for the reactions of nucleophiles with aryl acetates, N-methylimidazolium acetate, and 2,2,2-trifluoroethylthiol acetate. The observed rate constants for these reactions, in which the combination step is not always rate-determining, must be "corrected" to account for the relative leaving-group abilities of nucleophiles. We found (5) that a single set of values for these leaving-group abilities could be assigned which led to very good correlations, and which have now been shown to be reasonably related to rate constants for dissociation of cation-amine adducts (6).

Eq. 1 and its simple extension to account for leaving-group abilities have been applied to nearly 800 rate constants involving reactions of over 30 electrophiles with ca. 80 nucleophiles. The results are shown in Fig. 1.

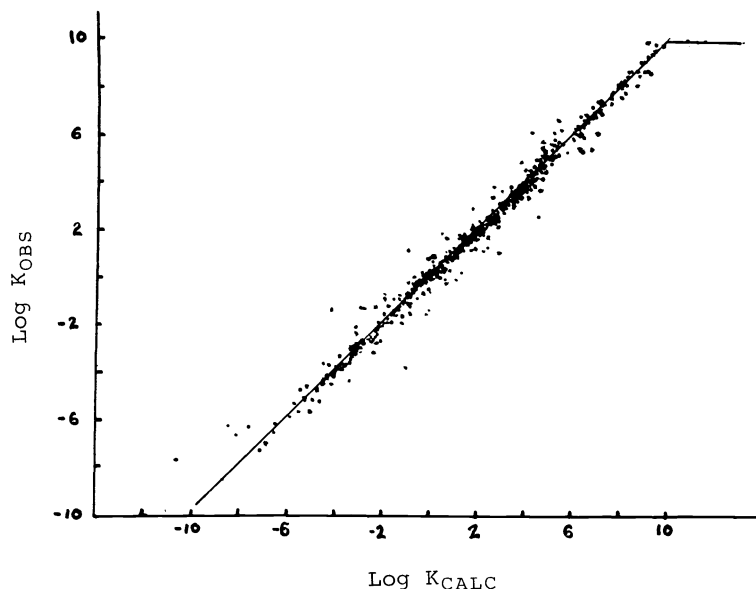


Fig. 1. Observed rate constants vs those calculated by the use of Eq. 1 for all available data.

The characteristics of Eq. 1, its generality, successes, and failures, are the topic of the present discussion.

GENERAL CHARACTERISTICS OF ELECTROPHILE-NUCLEOPHILE COMBINATION

One of the most surprising facets of Eq. 1 is that it does not accommodate any change in selectivity with reactivity of either electrophile or nucleophile. There is, of course, no selectivity when reaction rates reach diffusion control, but this is simply another example of cases in which the combination step is not rate-determining. Within this limit, selectivity is quite constant. This fact is generally illustrated in Fig. 1. Fig. 2 shows rate constants for reactions of cyanide ion plotted against those for peroxide ion with different electrophiles. The slope of the line shown is unity even though cyanide and peroxide ions differ in reactivity by more than four powers of ten. The same behavior is illustrated in Fig. 3 from the different viewpoint of comparison of reactions of two electrophiles, differing in reactivity by nearly three powers of ten, with a range of nucleophiles. The only significant deviations from the line of unit slope shown are for reactions of thiolate nucleophiles, to which we shall return later.

The general absence of selectivity-reactivity relationships in these reactions has recently been contested by Scott (7). Fig. 4 shows the data on which Scott bases his conclusions. The best least-squares line through all of the data has a slope of 0.85. Prior to our own work leading to Eq. 1, this would have been considered a surprisingly small difference from unit slope for two electrophiles differing in reactivity by more than four powers of ten. We believe, however, that even this small difference is misleading. Most importantly, the two points for reactions of water represent reactions whose mechanisms are not simple electrophile-nucleophile combination. The reactions of both cations with water are general-base catalyzed (8,9) and the catalysis is almost certainly concerted with attack (8). If these two points are removed from consideration, the line of unit slope correlates the data quite well, with sulfite ion being the only deviant nucleophile.

A second quite surprising facet of the applicability of Eq. 1 is that coulombic effects between electrophile and nucleophile appear to be quite negligible. This point is particularly well illustrated in Fig. 5 comparing the reactions of cyanide ion with those of hydrazine with both cationic and neutral electrophiles. In general, Eq. 1 applies to reactions of cationic and neutral electrophiles with anionic, neutral, and even cationic (i.e., mono-protonated diamines) nucleophiles. This fact is particularly surprising in view of the

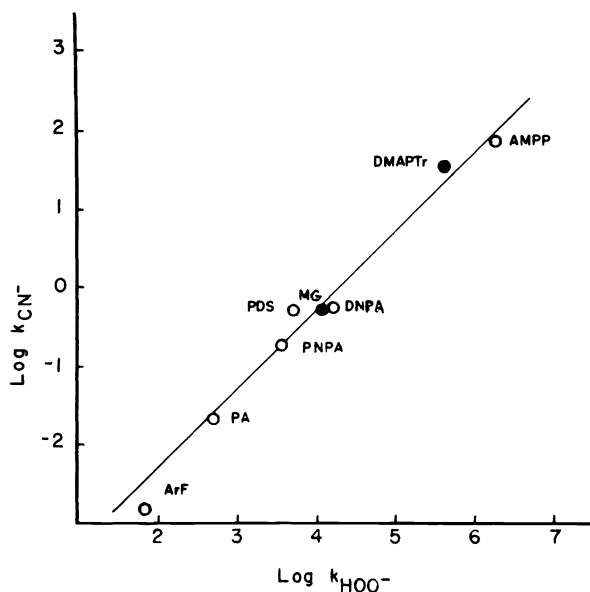


Fig. 2. Logarithmic plot of rate constants for reactions of electrophiles with cyanide ion vs. those with peroxide ion. (See list of abbreviations and symbols at end of paper).

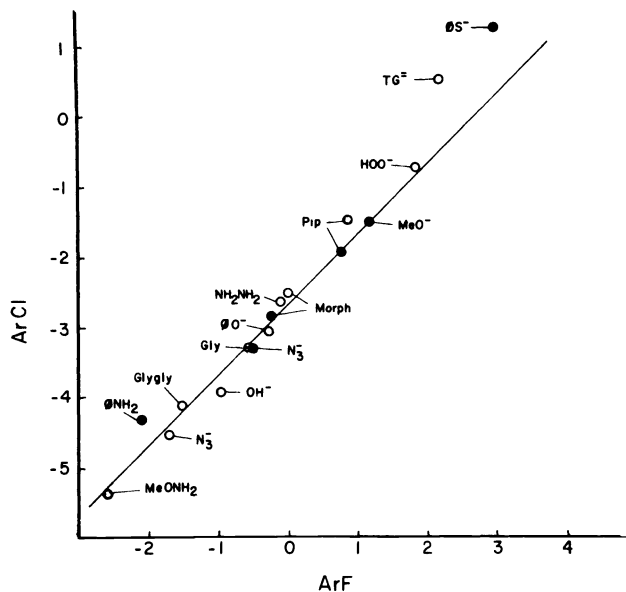


Fig. 3. Logarithmic plot of rate constants for reactions of nucleophiles with 2,4-dinitrofluorobenzene vs. those with 2,4-dinitrochlorobenzene. (See list of abbreviations and symbols at end of paper).

evidence which we shall present below indicating that steric effects can cause significant deviations from Eq. 1. Thus, it appears that "long-range" coulombic interactions are absent, while "short-range" steric interactions are present at the transition states for these reactions.

Before leaving the general characteristics of these reactions, we would like to emphasize one of our recent experimental findings which modifies some of our earlier discussions of

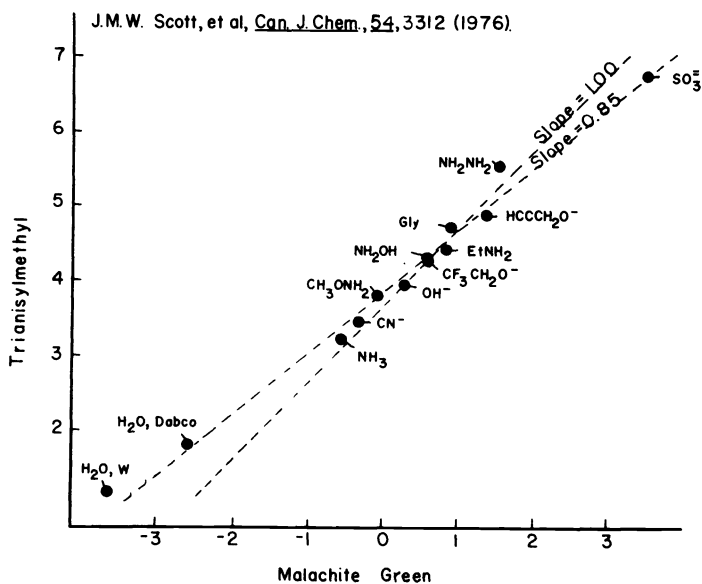


Fig. 4. Logarithmic plot of rate constants for reactions of nucleophiles with Malachite Green vs. those with tri-*p*-anisylmethyl cation. (See list of abbreviations and symbols at end of paper).

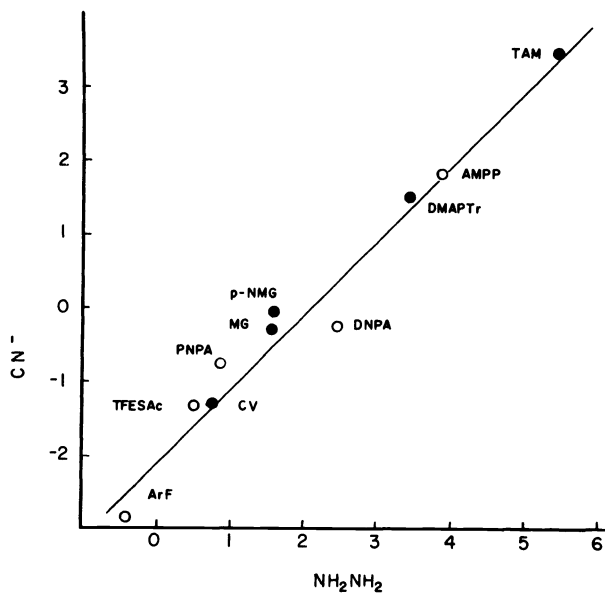


Fig. 5. Logarithmic plot of rate constants for reactions of cyanide ion vs those for hydrazine illustrating the absence of significant coulombic effects. (See list of abbreviations and symbols at end of paper).

solvent dependencies of electrophilic reactivity.

In our earliest work (10), we noted that the relative reactivities of cations show a remarkable solvent independence, although, as expected from Parker's work (2) the relative reactivities of nucleophiles are strongly solvent dependent. Hopkins (11) has verified our suggestion that the solvent independence of relative electrophilic reactivity does not arise from the nearly trivial possibility that the free energies of transfer of the cations studied are

all the same.

Our more recent studies of reactions of arylhalides (12) and of acrylophenone derivatives demonstrate a significant solvent dependence of relative reactivities of electrophiles in general. For example, the $\text{Log } k_o$ values of DMAPTr (p-dimethylaminophenyltropylium ion) and 2,4-dinitrofluorobenzene differ by 4.2 units in water and by 4.9 units in methanol solutions. From rather limited data for the reactions of nucleophiles with β -methoxyacrylophenone, it appears that the $\text{Log } k_o$ value, relative to that for DMAPTr, changes by slightly more than one unit on going from water to methanol.

It is clear, then, that both $\text{Log } k_o$ and N_+ values are solvent dependent. At the present time, we do not have enough data on these dependencies to draw conclusions, but it may be worth remarking that there is no apparent relationship with free energies of transfer of the reactants involved.

DEVIATIONS FROM EQ. 1

As can be seen in Fig. 1, there are some reactions which show rather large deviations from the N_+ relationship. Any patterns of deviations, however, are very difficult to detect. This probably results, at least partly, from the averaging process used in setting $\text{Log } k_o$ and N_+ values, which tends to smooth out patterns and thereby cloud interpretation.

In order to resolve this problem, we have begun to rely on direct comparisons of reactivities, such as those shown in Figs. 2-5, to reveal any regularities in the deviations. Plots of reactions of one nucleophile vs. those of another with a range of electrophiles are found to be very precise when the two nucleophiles are of the same type (for example, both primary amines), but are somewhat less precise when dissimilar nucleophiles are compared. There are, however, four dissimilar nucleophiles which give remarkably precise plots when compared in this manner. These are cyanide ion, peroxide ion, hydrazine and methoxylamine.

As judged by current theories of nucleophilicity, this is a strange collection of nucleophiles to show such concordant behavior. For example, cyanide ion is classified (3) as a "soft" nucleophile, while the other three are "hard" and " α -effect" nucleophiles. Semicarbazide and phenylhydrazine, both " α -effect" nucleophiles, show behavior more like ordinary primary amines than like hydrazine and methoxylamine. The only obvious similarity of the four nucleophiles is their small size, and presumable resulting minimal steric requirements in the combination reactions. We believe, therefore, that comparison of reactions of other nucleophiles with these four are most likely to reveal steric, and perhaps other, effects in the electrophile-nucleophile combination reactions.

Such comparisons are most conveniently carried out by assigning $\text{Log } k_o$ values to electrophiles based only on reactions with cyanide ion, peroxide ion, hydrazine and methoxylamine. This procedure leads to more extensive comparisons than would be possible in the direct plots of one nucleophile vs. another because we do not have data for any one of these nucleophiles reacting with all of the electrophiles studied.

For the remainder of the present discussion, we shall use $\text{Log } k_o$ values which are based on the reactions only of cyanide ion, peroxide ion, hydrazine and methoxylamine.

Steric effects are the most reasonable source of behavior of piperidine shown in Fig. 6. The line shown in the figure is of unit slope passing through the points for those electrophiles which we believe to be least sterically hindered. The points for reactions of triarylmethyl cations and for esters fall significantly below this line. There is abundant evidence that steric effects on the equilibrium formation of triarylmethyl cation - secondary amine adducts are much greater than the kinetic effects shown here. For example, Malachite Green derivatives give no observable reaction with secondary amines although the reactions with primary amines of even lower basicity give fairly large equilibrium constants (13).

The reactions of primary amines show much closer adherence to Eq. 1 than do those of secondary amines. As shown in Fig. 7 for the particular case of trifluoroethylamine, however, there are some detectable steric effects in the reactions of these nucleophiles. The deviations of the points for the triarylmethyl cations and esters are smaller than those shown in Fig. 6, but the pattern of deviations is the same.

A different pattern of behavior is shown by hydroxide and alkoxide ions. As shown in Fig. 8 for reactions of hydroxide ion, there is an excellent correlation for all electrophiles except the triarylmethyl cations. The same pattern, but with the deviations of the triarylmethyl cation reactions being greater, is shown by alkoxide ions as illustrated for the case of 2,2,2-trifluoroethoxide ion in Fig. 9.

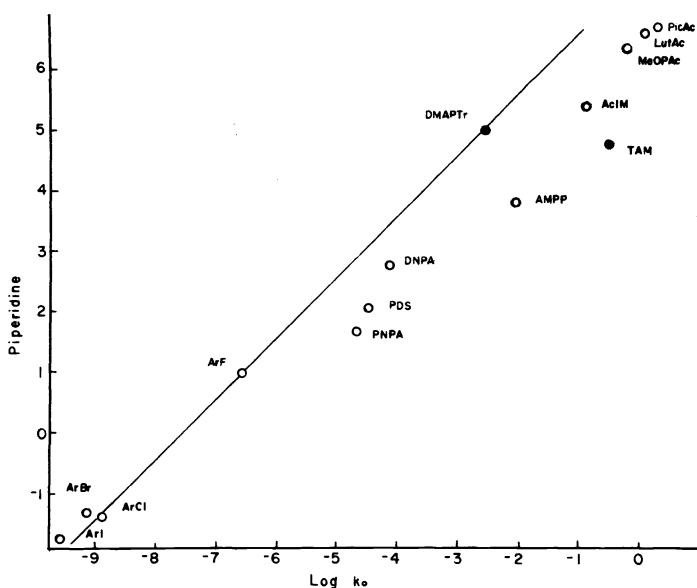


Fig. 6. Logarithms of rate constants for reactions of piperidine plotted vs. $\text{Log } k_o$ values illustrating probable steric effects. (See list of abbreviations and symbols at end of paper).

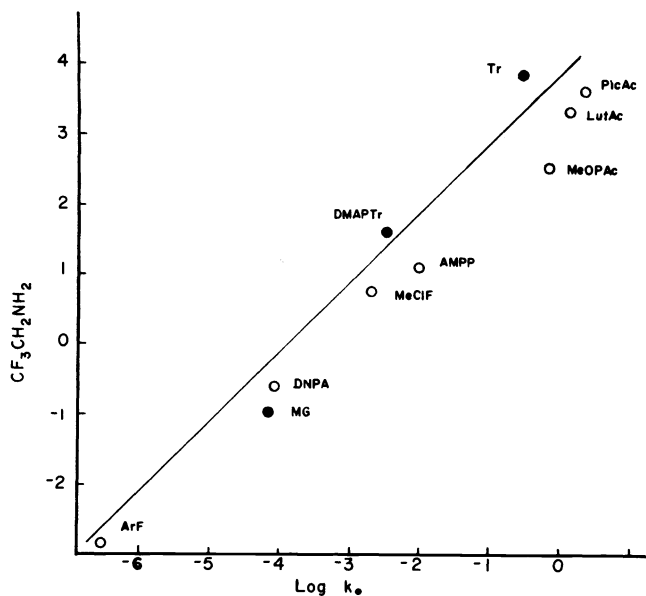


Fig. 7. Logarithms of rate constants for reactions of 2,2,2-trifluoroethylamine vs. $\text{Log } k_o$ values. (See list of abbreviations and symbols at end of paper).

If steric effects are responsible for the behaviors shown in Figs. 8 and 9, it would seem that solvation of the ions is important. Moreover, since the esters, which show apparent steric effects for reactions of amines, do not show any significant effects for the alkoxide ion reactions, one would be forced to consider interactions of solvation shells of electrophile and nucleophile. At this point, however, such suggestions are pure speculation.

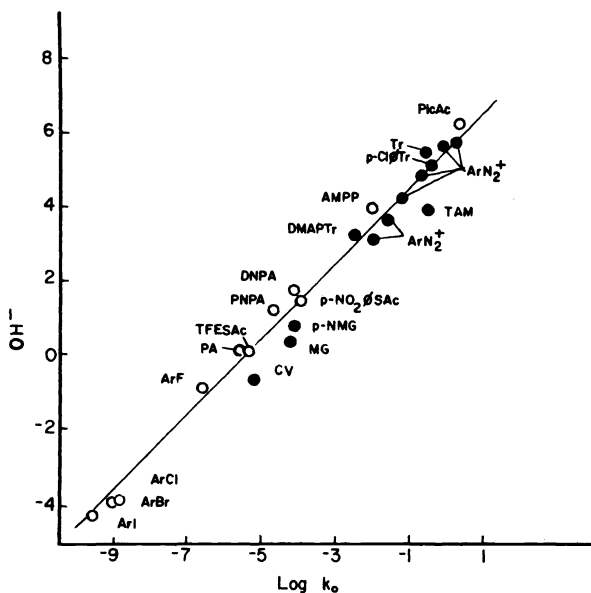


Fig. 8. Logarithms of rate constants for reactions of hydroxide ion vs. $\text{Log } k_0$ values. (See list of abbreviations and symbols at end of paper.)

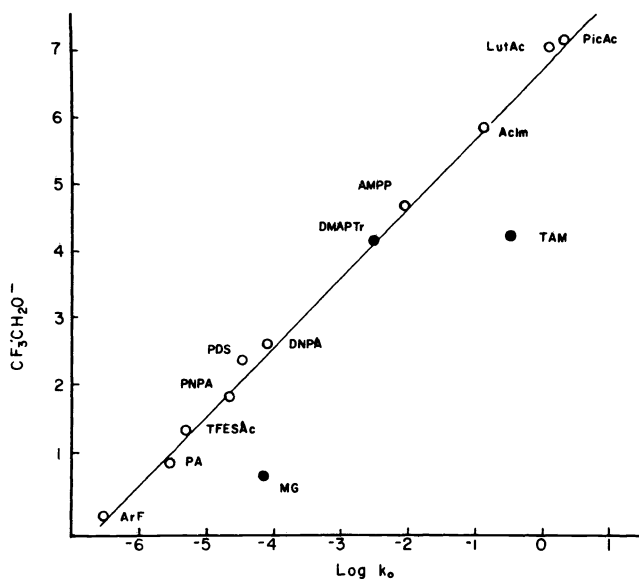


Fig. 9. Logarithms of rate constants for reactions of 2,2,2-trifluoroethoxide ion vs $\text{Log } k_0$ values. (See list of abbreviations and symbols at end of paper.)

Yet another pattern of deviations from Eq. 1 is shown by the reactions of thiolate ions. Unfortunately, the studies of ester reactions by Jencks (14) and of other reactions by ourselves (6, 12) do not include a common thiolate nucleophile. The use of the Brønsted relationships reported by Jencks, however, leads to what should be fairly reliable estimates of rate constants for the reactions of thioglycollate ion with the esters. These estimates

for ester reactions and measured data for other reactions are used in the construction of Fig. 10. It is virtually inconceivable that the estimates for the ester rate constants are

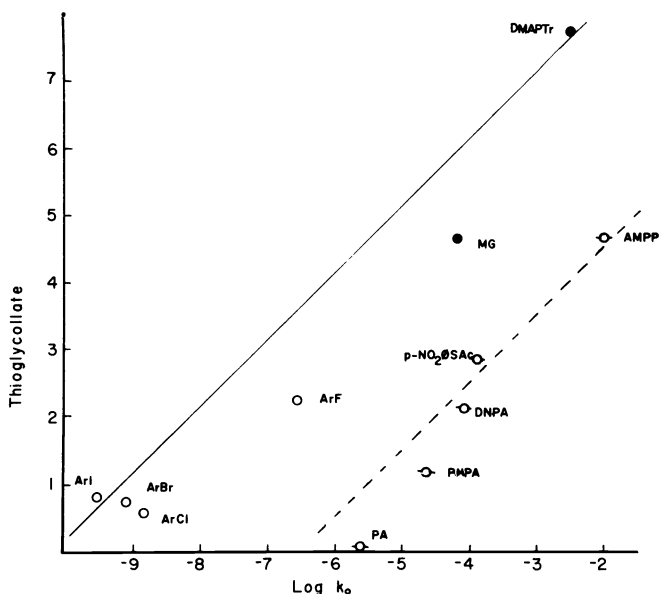


Fig. 10. Logarithms of rate constants for reactions of thioglycollate ion vs. $\text{Log } k_o$ values. (See list of abbreviations and symbols at end of paper).

in error by the three powers of ten separating the points for these reactions from the line shown in Fig. 10.

The behavior of sulfur nucleophiles has been discussed by Edwards and Pearson (15), Pearson (3), Bunnett (16), and more recently, Todesco (17) in terms of polarizability interactions. Such interactions do not provide a very satisfying rationalization of the present data. Even the more flexible "hard-soft" concept (3) would have to be severely bent to accommodate the results. For example, cyanide ion has been assigned a polarizability similar to that of thiolates (1) and is classed (3) as a "soft" nucleophile along with the thiolates. Since the $\text{Log } k_o$ values used here are based largely on the reactions of cyanide ion, it is apparent that thiolates and cyanide ion behave in completely different ways.

It is interesting to note that 2,4-dinitroiodobenzene, but not 2,4-dinitrofluorobenzene, behaves "normally" relative to DMAPTr in the reactions of thioglycollate ion. As shown in Figure 11, the same is true for reactions of thiophenoxide ion in methanol solution. We have no explanation for the behavior of the thiolate ion nucleophiles, but believe that this data requires a revision of current theories.

A quite unique pattern of deviations from Eq. 1 is shown by azide ion reactions. Although our data are not as extensive as one would like, the available information shown in Fig. 12 presents an interesting pattern. In this case, it appears that there is a distinction between reaction with a cationic and with a formally neutral electrophilic center. No other nucleophile which we have studied shows this type of behavior. Again, we have no explanation.

CONCLUSION

The heavy emphasis in the above discussion on deviations from the N_+ relationship should not cause one to lose sight of the fact clearly shown in Fig. 1 that Eq. 1 is amazingly general and far more precise than any other existing correlation of the data. We believe that the N_+ and $\text{Log } k_o$ parameters form a meaningful data base which must be accommodated by any future theory of nucleophilic reactivity. Work on such a theory is clearly necessary since current theories are unable to accommodate either Eq. 1 or the deviations from it.

We emphasize the fact that the N_+ relationship is not a theory but rather a systematization of experimental facts. As illustrated in the above discussion, we believe that the systemati-

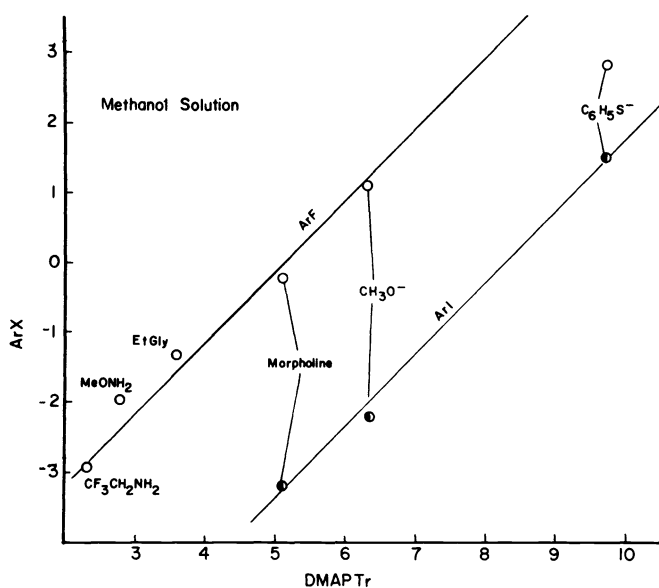


Fig. 11. Logarithmic plot of rate constants for reactions of p-dimethylaminophenyltropylium ion vs those of 2,4-dinitrofluoro- and iodo-benzene in methanol solutions. (See list of abbreviations and symbols at end of paper).

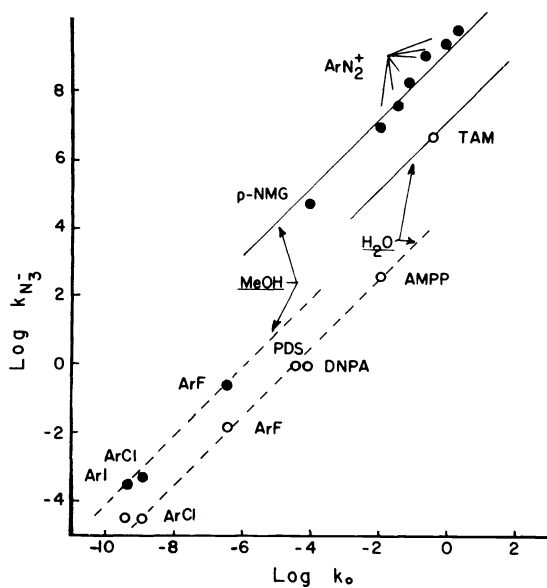


Fig. 12. Logarithms of rate constants for reactions of azide ion vs. Log k₀ values for both water and methanol solutions. (See list of abbreviations and symbols at end of paper).

tization allows, for the first time, a directed approach to the evaluation of various effects on the rates of electrophile-nucleophile combination reactions.

Acknowledgements - The work reported here was supported by Grants from National Science Foundation (CHE74-00520) and from PHS-NIH (GM-12832).

Abbreviations and Symbols used in Figures

| | | |
|----------------------|---|--|
| AcIm | : | N-Methylacetylimidazolium ion |
| AMPP | : | N-Acetoxy, 4-methoxypyridinium ion |
| ArBr | : | 2,4-dinitrobromobenzene |
| ArCl | : | 2,4-dinitrochlorobenzene |
| ArF | : | 2,4-dinitrofluorobenzene |
| ArI | : | 2,4-dinitroiodobenzene |
| ArN ₂ | : | m-, and p-substituted Benzenediazonium ions |
| CV ²⁺ | : | Crystal Violet (tris-[p-dimethylaminophenyl]methyl cation) |
| p-Cl ⁺ Tr | : | p-Chlorophenyltropylium ion |
| DMAPTr | : | p-Dimethylaminophenyltropylium ion |
| DNPA | : | 2,4-dinitrophenyl acetate |
| EtGly | : | Glycine Ethyl ester |
| Gly | : | Glycinate ion |
| Glygly | : | Glycylglycinate ion |
| LutAc | : | 2,4-Lutidinium acetate |
| MeClF | : | Methyl chloroformate |
| MG | : | Malachite Green (bis-[p-dimethylaminophenyl]phenylmethyl cation) |
| Morph | : | Morpholine |
| p-NMG | : | p-Nitro Malachite Green (bis-[p-dimethylaminophenyl], p-nitrophenyl-methyl cation) |
| PDS | : | Phenyl, α-disulfone |
| PicAc | : | 4-Picolinium acetate |
| Pip | : | Piperidine |
| PNPA | : | p-Nitrophenyl acetate |
| TAM | : | Tri-p-anisylmethyl cation |
| TFESAc | : | 2,2,2-trifluoroethylthiol acetate |
| TG ⁼ | : | Thioglycollate di-anion |

REFERENCES

1. J. O. Edwards, *J. Amer. Chem. Soc.*, **76**, 1540 (1954); **78**, 1819 (1956).
2. A. J. Parker, *Chem. Revs.*, **69**, 1 (1969), and earlier refs. cited there.
3. R. G. Pearson, *Survey of Progress in Chemistry*, **5**, 1 (1969).
4. C. D. Ritchie, *Accts. Chem. Res.*, **5**, 348 (1972); C. D. Ritchie and P. O. I. Virtanen, *J. Amer. Chem. Soc.*, **94**, 4966 (1972).
5. C. D. Ritchie, *J. Amer. Chem. Soc.*, **97**, 1170 (1975).
6. C. D. Ritchie, R. J. Minasz, A. A. Kamego, and M. Sawada, *J. Amer. Chem. Soc.*, **99**, 3747 (1977).
7. K. Miller, J. M. W. Scott, D. J. Barnes, and F. J. P. Steel, *Can. J. Chem.*, **54**, 3312 (1976).
8. C. D. Ritchie, *J. Amer. Chem. Soc.*, **94**, 3275 (1972).
9. J. H. Ride, P. A. H. Wyatt, and Z. M. Zochowski, *J. Chem. Soc., Perkin Trans.*, **2**, 1188 (1974).
10. C. D. Ritchie and P. O. I. Virtanen, *J. Amer. Chem. Soc.*, **94**, 4963 (1972).
11. H. P. Hopkins and C. J. Alexander, *J. Solution Chem.*, **5**, 249 (1976).
12. C. D. Ritchie and M. Sawada, *J. Amer. Chem. Soc.*, **99**, 3754 (1977).
13. C. D. Ritchie and P. O. I. Virtanen, *J. Amer. Chem. Soc.*, **95**, 1882 (1973).
14. D. J. Hupe and W. P. Jencks, *J. Amer. Chem. Soc.*, **99**, 451 (1977).
15. J. O. Edwards and R. G. Pearson, *J. Amer. Chem. Soc.*, **84**, 16 (1962).
16. J. F. Bunnett, T. Kato, and N. S. Nudelman, *J. Org. Chem.*, **34**, 2038 (1969).
17. G. Bartoli and P. E. Todesco, *Accts. Chem. Res.*, **10**, 125 (1977).