

INTERNATIONAL UNION OF PURE AND APPLIED
CHEMISTRY

and

INTERNATIONAL UNION OF BIOCHEMISTRY
JOINT COMMISSION ON BIOCHEMICAL NOMENCLATURE*

**NOMENCLATURE OF TOCOPHEROLS
AND RELATED COMPOUNDS**

(Recommendations 1981)

*Membership of the Commission for 1979-81 was as follows:

Chairman: P. KARLSON (FRG); *Secretary:* H. B. F. DIXON (UK); *Members:* B. L. HORECKER (USA); Y. JEANNIN (France); C. LIÉBECQ (Belgium — as Chairman of IUB Committee of Editors of Biochemical Journals); B. LINDBERG (Sweden); K. L. LOENING (USA); G. P. MOSS (UK); J. REEDIJK (Netherlands); S. F. VELICK (USA); J. F. G. VLIEGENTHART (Netherlands).

IUPAC-IUB Joint Commission on Biochemical Nomenclature (JCBN)

Nomenclature of Tocopherols and Related Compounds

Recommendations 1981

The structure of natural α -tocopherol, the most potent natural source of vitamin E activity, was elucidated in 1938. At the same time the first synthesis of a biologically active product, consisting of a mixture of the natural diastereoisomer and its 2-epimer, was reported. Work in the following years revealed the existence in nature of a whole family of structurally related compounds with qualitatively identical biological action.

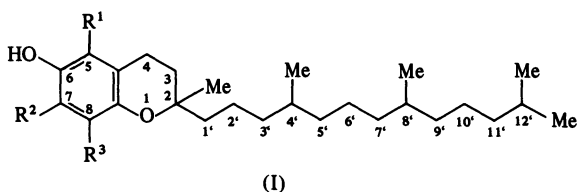
Recommendations for the nomenclature of the vitamins, including the tocopherols, were published in 1966 [1]; in that document the configuration of the natural α -tocopherol, 2*R*,4'*R*,8'*R*, is mentioned in a footnote, followed by the sentence 'The designation of other stereoisomers is under consideration'. The work of Isler and his co-workers [2-5] provided a description of the configuration of all compounds of this class, but it proved difficult to devise a system for their nomenclature, because some of the important tocopherols are mixtures of diastereoisomers. Nevertheless recommendations, based on drafts prepared by W. Klyne and O. Hoffmann-Ostenhof after wide consultations, were published in 1974 [6], to replace section M-3 of the 1966 recommendations [1], and these use the *RS* system for designating stereoisomers [8]. The present recommendations take into account points raised about the previous ones [6]; although they contain no new recommendations they explain more fully the relation of present designations (especially on stereochemistry in section 12) to older ones. They incorporate agreements reached in 1976 between representatives of the predecessor of JCBN and of the Commission 1/I of the International Union of Nutritional Sciences (IUNS); they are in agreement with the IUNS Recommendations of 1976 [10].

RECOMMENDATIONS

1.1. *Vitamin E*. The term vitamin E should be used as the generic descriptor for all tocol and tocotrienol derivatives exhibiting qualitatively the biological activity of α -tocopherol. This term should be used in derived terms such as vitamin E deficiency, vitamin E activity, vitamin E antagonist.

Document of the IUPAC-IUB Joint Commission on Biochemical Nomenclature (JCBN), whose members are: P. Karlson (chairman), H. B. F. Dixon, C. Liébecq (as chairman of the IUB Committee of Editors of Biochemical Journals), K. L. Loening, G. P. Moss, J. Reedijk, S. F. Velick, and J. F. G. Vliegthart. Observer: M. Roth, IUPAC Clinical Chemistry Division. JCBN thanks S. R. Ames, chairman of Committee 1/I Nomenclature of the International Union of Nutritional Sciences, for great help in the preparation of this document, and other members of the Nomenclature Committee of IUB (H. Bielka and N. Sharon) for consultation. Comments may be sent to the secretary of JCBN, H. B. F. Dixon, University Department of Biochemistry, Tennis Court Road, Cambridge, England CB2 1QW, or to any member.

1.2. *Tocol*. The term tocol is the trivial designation for 2-methyl-2-(4,8,12-trimethyltridecyl)chroman-6-ol (I, $R^1 = R^2 = R^3 = H$).



1.3. *Tocopherol(s)*. The term tocopherol(s) should be used as a generic descriptor for all mono, di, and trimethyltocol. Thus, this term is not synonymous with the term vitamin E.

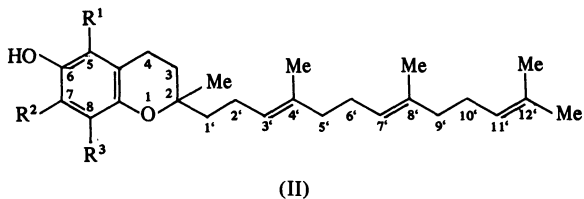
2. Compound I ($R^1 = R^2 = R^3 = Me$), known as α -tocopherol, is designated α -tocopherol¹ or 5,7,8-trimethyltocol. For the designation of the configuration of α -tocopherol see Recommendations 11 and 12².

3. Compound I ($R^1 = R^3 = Me; R^2 = H$), known as β -tocopherol, is designated β -tocopherol¹ or 5,8-dimethyltocol.

4. Compound I ($R^1 = H; R^2 = R^3 = Me$), known as γ -tocopherol, is designated γ -tocopherol¹ or 7,8-dimethyltocol.

5. Compound I ($R^1 = R^2 = H; R^3 = Me$), known as δ -tocopherol, is designated δ -tocopherol¹ or 8-methyltocol³.

6. Compound II ($R^1 = R^2 = R^3 = H$), 2-methyl-2-(4,8,12-trimethyltrideca-3,7,11-trienyl)chroman-6-ol, is designated tocotrienol [only the *all-trans* (*E,E*)-tocotrienol has been found occurring in nature].



7. Compound II ($R^1 = R^2 = R^3 = Me$), formerly known as ζ_1 or ζ_2 -tocopherol, is designated 5,7,8-trimethyltocotrienol³ or α -tocotrienol¹. The name tocochroman-3 (cf. paragraph 3.2 in [11]) has also been used.

8. Compound II ($R^1 = R^2 = Me; R^3 = H$), formerly known as ϵ -tocopherol, is designated 5,8-dimethyltocotrienol³ or β -tocotrienol¹.

¹ Recommended for nutritional usage by IUNS [10].

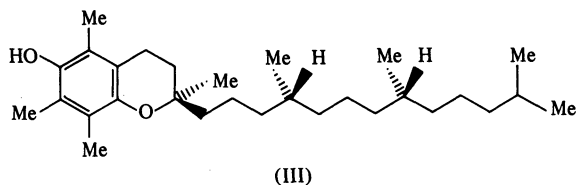
² The name α -tocopherol should never be used without a stereochemical designation when referring to a specific compound.

³ Recommended for chemical usage.

9. Compound II ($R^1 = H$; $R^2 = R^3 = Me$), formerly known as η -tocopherol, is designated 7,8-dimethyltocotrienol³ or γ -tocotrienol¹. The name plastochromanol-3 (cf. paragraph 3.2 in [11]) has also been used.

10. Compound II ($R^1 = R^2 = H$; $R^3 = Me$) is designated 8-methyltocotrienol³ or δ -tocotrienol¹.

11. The only naturally occurring stereoisomer of α -tocopherol hitherto discovered (III) has the configuration $2R,4'R,8'R$ according to the sequence-rule system [8]. Its semisystematic name is therefore $(2R,4'R,8'R)$ - α -tocopherol. The same system can be applied to all other individual stereoisomers of tocopherols.



12. Trivial designations are sometimes desirable to indicate briefly the configuration of important stereoisomers of α -tocopherol and especially of mixtures of such stereoisomers. Some of these materials are of considerable commercial and therapeutic importance. The use of the following trivial designations for the most important materials of this class is recommended.

a) The above-mentioned α -tocopherol with the configuration $2R,4'R,8'R$, formerly known as d - α -tocopherol, should be called RRR - α -tocopherol.

b) The diastereoisomer of RRR - α -tocopherol, formerly known as l - α -tocopherol, being the epimer of RRR - α -tocopherol at C-2 with the configuration $2S,4'R,8'R$, should be called 2 - epi - α -tocopherol.

c) A mixture of RRR - α -tocopherol and 2 - epi - α -tocopherol (obtained by synthesis using phytol⁴ and the appropriate achiral hydroquinone derivative), should be called 2 - $ambo$ - α -tocopherol^{5,6}: this mixture was formerly known as dl - α -tocopherol until the optical activity of phytol was recognized when dl - α -tocopherol was restricted to all - rac - α -tocopherol (see 12e). It is probable that the asymmetric reaction involved in this partial synthesis would only by chance lead to the formation of equimolar proportions of the two possible epimers [12]. However, 2 - $ambo$ - α -tocopherol obtained by this method closely approaches equimolar proportions [13–16]. The acetate of 2 - $ambo$ - α -tocopherol (2 - $ambo$ - α -tocopherol acetate) was the former international standard vitamin E activity [17].

d) The reduction product of natural 5,7,8-tocotrienol, in which the double bonds at 3', 7' and 11' are hydrogenated and two new asymmetric centres are created at C-4' and C-8', is a mixture in unspecified proportions of four diastereoisomeric α -tocopherols, having the configurations $2R,4'R,8'R$; $2R,4'S,8'S$; $2R,4'R,8'S$; and $2R,4'S,8'R$. The material should be called $4'$ - $ambo,8'$ - $ambo$ - α -tocopherol.

⁴ The name 'phytol' designates the substance with $7R,11R$ -configuration.

⁵ From 'ambo', Latin for 'both'.

⁶ A more complete name would be 2 - $ambo$ -($4'R,8'R$)- α -tocopherol but in order to keep trivial names short it is to be assumed that the configuration at each centre in the tocopherols is R unless stated otherwise. The term α -tocopherol, by itself a generic descriptor without stereochemical implication, thus obtains a stereochemical meaning when preceded by a stereochemical prefix like $ambo$ or epi .

e) The totally synthetic vitamin E, obtained without any control of stereochemistry, is a mixture in unspecified proportions (in preparations examined the proportions closely approached equimolar [13–16]) of four racemates or pairs of enantiomers (i.e. eight diastereoisomers). It should be called all - rac - α -tocopherol (it was formerly known as dl - α -tocopherol, although this designation was previously used for 2 - $ambo$ - α -tocopherol, see 12c).

13. Esters of tocopherols and tocotrienols should be called tocopheryl esters and tocotrienyl esters, respectively (e.g. α -tocopheryl acetate, α -tocotrienyl acetate).

Recommended names are listed in the Table.

Table 1. List of the trivial names for some α -tocopherols

Description of material	Configuration	Recommended trivial name
1. The compound having the configuration shown in the next column, exemplified by the only isomer of α -tocopherol yet found in nature	$2R,4'R,8'R$	RRR - α -tocopherol
2. The isomer epimeric only at C-2 with RRR - α -tocopherol	$2S,4'R,8'R$	2 - epi - α -tocopherol
3. α -Tocopherol with the natural configuration at C-4' and C-8' but both configurations at C-2, such as may be obtained semisynthetically from phytol ⁴	$2R,4'R,8'R$ and $2S,4'R,8'R$ a mixture, not necessarily equimolar	2 - $ambo$ - α -tocopherol ⁶
4. Synthetic α -tocopherol where there has been no control of configuration at C-2, C-4' or C-8'	a mixture, not necessarily equimolar, of all four possible racemates (i.e. of all the four pairs of enantiomers)	all - rac - α -tocopherol
5. Synthetic α -tocopherol with the natural configuration at C-2, but both configurations at C-4' and C-8'	a mixture, not necessarily equimolar, of the four isomers $2R,4'R,8'R$; $2R,4'S,8'R$; $2R,4'R,8'S$; $2R,4'S,8'S$	$4'$ - $ambo,8'$ - $ambo$ - α -tocopherol

REFERENCES

- IUPAC-IUB Commission on Biochemical Nomenclature (CBN) Tentative rules, section on Trivial names of miscellaneous compounds of importance in biochemistry, 1964. *Arch. Biochem. Biophys.* 118, 505–507 (1967). *Biochem. J.* 102, 15–16 (1967). *Biochim. Biophys. Acta*, 107, 1–4 (1965). *Bull. Soc. Chim. Biol.* (in French) 49, 332–335 (1967). *Eur. J. Biochem.* 2, 1–2 (1967). *Hoppe-Seyler's Z. Physiol. Chem.* (in German) 348, 266–268 (1967). *IUPAC Inf. Bull.* 25, 19–23 (1966), and *J. Biol. Chem.* 241, 2987–2988 (1966).
- Schudel, P., Mayer, H., Metzger, J., Rüegg, R. & Isler, O. (1963) *Helv. Chim. Acta*, 46, 333–343.
- Schudel, P., Mayer, H., Metzger, J., Rüegg, R. & Isler, O. (1963) *Helv. Chim. Acta*, 46, 636–649.
- Mayer, H., Schudel, P., Rüegg, R. & Isler, O. (1963) *Helv. Chim. Acta*, 46, 650–671.

5. Mayer, H., Schudel, P., Ruegg, R. & Isler, O. (1963) *Helv. Chim. Acta*, **46**, 963–982.
6. IUPAC-IUB Commission on Biochemical Nomenclature (CBN) Nomenclature of tocopherols and related compounds, Recommendations 1973, *Arch. Biochem. Biophys.* **165**, 6–8 (1974), *Biochem. J.* **147**, 11–14 (1975), *Eur. J. Biochem.* **46**, 217–219 (1974), and *IUPAC Inf. Bull.*, Append. Provisional Nomencl. Symb. Units Stand. No. 47 (1975); also on pages 171–173 in [7].
7. International Union of Biochemistry (1978) *Biochemical Nomenclature and Related Documents*, The Biochemical Society, London.
8. IUPAC Commission on Nomenclature of Organic Chemistry (1976) Rules for the nomenclature of organic chemistry, Section E: Stereochemistry (Recommendations 1974) *Pure Appl. Chem.* **45**, 11–30; also on pages 1–18 in [7] and section E in [9].
9. International Union of Pure and Applied Chemistry (1979) *Nomenclature of Organic Chemistry, Sections A, B, C, D, E, F and H*, Pergamon Press, Oxford.
10. International Union of Nutritional Sciences, Committee 1/1, Nomenclature (1978) *Nutr. Abstr. Rev.* **48A**, 831–835.
11. IUPAC-IUB Commission on Biochemical Nomenclature (CBN), Nomenclature of quinones with isoprenoid side-chains, Recommendations 1973, *Arch. Biochem. Biophys.* **165**, 1–5 (1974), *Biochem. J.* **147**, 15–19 (1975), *Biochim. Biophys. Acta*, **387**, 397–401 (1975), *Eur. J. Biochem.* **53**, 15–18 (1975), and *Pure Appl. Chem.* **38**, 439–447 (1974); also on pages 154–157 in [7].
12. Morrison, J. D. & Mosher, H. S. (1971) *Asymmetric Organic Reactions*, Prentice Hall, Englewood Cliffs, New Jersey.
13. Ames, S. R. (1979) *J. Nutr.* **109**, 2198–2204.
14. Slover, H. T. & Thompson, R. H., Jr (1981) *Lipids*, **16**, 268–275.
15. Weiser, H. & Vecchi, M. (1981) *Int. J. Vitam. Nutr. Res.* **51**, 100–113.
16. Cohen, N., Scott, C. G., Neukom, C., Lopresti, R. J., Weber, G. & Saucy, G. (1981) *Helv. Chim. Acta*, **64**, 1158–1173.
17. Hume, E. M. (1941) *Nature (Lond.)* **148**, 472–473; see also *World Health Organ. Tech. Rep. Ser.* **259**, 58 (1963).